




Luxator®

Directa's products are developed and evaluated by a selected team of highly-qualified and renowned Swedish and international dentists. It is our goal to make life easier for dental professionals in their daily clinical work.

DIRECTA



Invented and designed by a Swedish dentist to make extractions as trauma-free as possible.

The origin of the Luxator dates back to 1975, when a Swedish dentist became tired of using older style elevators. These elevators relied on leverage from the surrounding tissues, hence surgical outcomes were unpredictable and led to complications occurring during exodontia.

While contemplating a better way to extract teeth in the most minimally invasive manner possible, the idea of luxation began. By inserting a fine instrument into the periodontal space, the tooth could be removed from its socket by cutting off the ligaments that attach the tooth to the bone. Subtleties were incorporated into the instrument design that only a practicing dentist would appreciate.

Over a period of six years, multiple different steels were tested until one could be produced with all of the necessary characteristics. After a further 18 months of clinical trials, the Luxator as we know it was born. It was originally available in four varieties: 3mm straight, 3mm curved, 5mm straight and 5mm curved. 45 years later there are now 28 varieties of Luxators available, with many different types of tapered blades, each designed for specific purposes and regions of use.

The metal is made of a specially processed Swedish steel, with a hardness and tensile strength value larger than average. This allows the instrument to be durable whilst remaining extremely thin.



**A safe and reliable instrument
for tooth extraction.
Years of clinical success.**

The Luxator range enhances the outstanding selection of high-quality extraction instruments available from Directa. Tooth extraction is still one of the most common dental emergency treatments, therefore it is important to develop techniques that make this procedure as minimally invasive and safe as possible. To achieve this, the best success rate is dependent on knowledge of tooth morphology, correct choice of technique, and the use of appropriate equipment. The Luxator is an indispensable tool which ensures the successful extraction of teeth in a short amount of time, and, when properly used, has been evaluated as one of the fastest and most reliable instruments for exodontia.

To use the Luxator appropriately, it is important to insert the instrument almost parallel to the long axis of the tooth being extracted. One of the greatest benefits of this instrument is that it can be easily, quickly and correctly inserted into the periodontal space. The use of a Luxator allows for the cutting of the periodontal ligament to be achieved in a manner that is minimally invasive to the alveolar bone. This means that wound healing at the site of extraction is rapid, leading to less post-operative pain and swelling, as well as maximum preservation of the surrounding bone tissue. By using high-quality materials, this allows the instruments to have outstanding tactility. Most clinical studies where a Luxator has been used show that the operator recognizes when the ligaments have been successfully severed, and the tooth can be extracted straight afterwards.


Several studies have shown that delayed clinical healing significantly increases recovery time in oral function and lifestyle, as well as the incidence of late symptoms and pain. As a complication following extraction, dry socket is associated with loss of the blood clot from the socket and exposure of the bony surface. It is thought that a risk factor for this is the use of excessive force during extraction of the tooth. As mentioned, cutting of the periodontal ligaments with the Luxator instrument can be performed successfully with minimal trauma to the alveolar bone, allowing for rapid healing. This means there is less post-operative pain and swelling, with surrounding bone tissue being well preserved.

Modern techniques for placing implants require instruments and equipment which offer the possibility of achieving fast healing and placement of direct implants following extraction.

In cases of immediate implants, well-preserved alveolar bone is of great importance. Therefore, advantages of using the Luxator in implant cases include the need for fewer surgical sessions, elimination of the waiting period for socket healing, shortened edentulous time, lower overall cost, and preservation of bone height and width.

**Ergonomic design.
World-renowned handle.**

The Luxator instruments were invented by a Swedish dentist to make extractions as trauma-free as possible, developing subtleties in the design that only a practicing dentist can appreciate. With a world-renowned, ergonomic handle, Luxator instruments are discernibly different. The Luxator is designed for comfort and control during use, with the shape and size of the handle being designed to minimize the amount of force required. The Luxator instrument range enhances the outstanding selection of high-quality extraction instruments available from Directa.





Luxator® Periotome Periodontal ligament knife

Luxator Periotomes are the instruments of choice when performing extractions. They are specially designed periodontal ligament knives with fine tapering blades that compress the alveolar bone, cut the ligament and gently ease the tooth from its socket. This allows for the entire procedure to be performed with minimal tissue damage. Available in 8 sizes. Autoclavable Fixus case included.

Prod No	Product Description
506355	Luxator L1S, 1 mm, straight blade, green
506352	Luxator L2S, 2 mm, straight blade, dark green
506341	Luxator L3C, 3 mm, curved blade, black
506340	Luxator L3S, 3 mm, straight blade, grey
506353	Luxator L3CA, 3 mm, contra angle, dark blue
506354	Luxator L3IC, 3 mm, inverted curved, light blue
506343	Luxator L5C, 5 mm, curved blade, brown
506342	Luxator L5S, 5 mm, straight blade, tan

Prod No	Product Description
506330	Luxator Periotome Kit L-K4, L3C, L3S, L5C, L5S, L10, 4 pcs
506331	Luxator Periotome Kit L-K7, L2S, L3C, L3S, L3CA, L3IC, L5C, L5S, L10, 7 pcs
506332	Luxator Periotome Kit L-K VET, L1S, L2S, L3C, L3S, L3CA, L10, 5 pcs

Ergonomic design

A world-renowned, ergonomically designed handle that minimizes fatigue and the amount of force needed during an extraction.

Atraumatic extraction

The fine tapered blade compresses the alveolar bone and cuts the periodontal ligaments, gently easing the tooth from its socket. Reduced damage to the surrounding tissue results in better anatomy for an implant site.

Maximum tactility

The use of highest quality materials gives the instruments outstanding tactility.

Wide range of sizes and shapes

There are many varieties of blades, sizes and shapes available, each with their own specific use and purpose. This enables users to choose the ideal instrument for any extraction.



Luxator® Dual Edge Periotome Innovative dual-purpose tip

Integrated probing Luxator Periotome. Safer stepped insertion reduces the risk of slipping, making it ideal for deep fractured teeth and decayed roots. Available in 2 blade sizes. Autoclavable Fixus 1 case included.

Prod No	Product Description
506356	Luxator Dual Edge DE3, 3/1.5 mm, Straight
506357	Luxator Dual Edge DE5, 5/3 mm, Straight



Dual Edge

Integrated periotome and Luxator tip.

Safer insertion

The Dual Edge tip offers safer stepped insertion and reduces the risk of slipping.

Ideal for fractured teeth

The unique Dual Edge tip enables the user to find the root and margin and then start the luxating procedure.

Perfect starter in difficult cases

The thin periotome part is ideal to use as a starter for difficult extractions.



Luxator® Periotome Titanium

The Luxator Periotome Titanium offers enhanced durability, allowing extractions to be performed with a minimal amount of tissue damage. The titanium coating lowers the friction by 43% compared to stainless steel, making it easier to glide the instrument into the socket. The new and durable titanium coated tip does not require sharpening. Available in 4 blade sizes. Autoclavable Fixus 1 case included.

Prod No	Product Description
506433	Luxator Titanium Periotome, L3S TiN, 3mm, Straight
506434	Luxator Titanium Periotome, L2S TiN, 2mm, Straight
506435	Luxator Titanium Dual Edge Periotome, DE3 TiN, 3 mm, Straight
506436	Luxator Titanium Periotome, L3A TiN, 3 mm, Angled

Stays sharp

The durable titanium coating ensures that the instrument stays sharp.

Low friction

The titanium coating lowers the friction by 43% compared with stainless steel, thus making it easier to insert into the socket.

Ergonomic design

The world-renowned, ergonomic design of the handle minimizes fatigue.

Wide range of sizes and shapes

The unique variety of sizes and shapes enables users to find the ideal instrument for any extraction.



Luxator® Forte Elevator For controlled and safer tooth elevation

Incorporates the world-renowned ergonomic handle and a cornered, rigid tip that enables elevation of roots without risk of damage to the instrument. The unique cornered tip design grasps dentine or root cementum for controlled and safer tooth elevation. Autoclavable Fixus 1 case included.

Prod No

506370
506371
506373
506372

Product Description

Luxator Forte F25, 2.5 mm, Straight
Luxator Forte F32, 3.25 mm, Straight
Luxator Forte F32C, 3.25 mm, Curved
Luxator Forte F40, 4 mm, Straight

Ergonomic design

A world-renowned, ergonomically designed handle minimizes fatigue and the amount of force needed during an extraction.

Thin, yet strong

The use of high-quality materials allows the tip to be very thin, without sacrificing on strength.

Cornered tip design

The unique cornered design of the tip grasps the tooth for safe and controlled elevation.

Maximum tactility

The use of highest quality materials gives the instruments outstanding tactility.



Luxator® P-series Offers the advantage of increased tactility by using a penholder grip

Thinner and sharper than the original Luxator instruments, beginning the extraction procedure with the Luxator P-series will simplify your work.

Prod No	Product Description
506631	Luxator P-series P1, straight blade, dark green
506632	Luxator P-series P2, curved, light blue
506633	Luxator P-series P3, contra angle, dark blue
506634	Luxator P-series P4, dual edge, lilac
506635	Luxator P-series Kit PK4, 4 pcs

Probe and separate

Increased tactility improves the operator's ability to probe the periodontal ligament space. It is also useful in multi-rooted molars when the roots require separation.

Minimum power required

The shape and pen-like action of Luxator P-series guarantees results with less effort and force required. It can be used together with a mallet.

User freindly instruments

The penholder grip design provides maximum tactility, sight and control, making the instrument very effective in achieving atraumatic and controlled extractions.

Easy to cut the periodontal ligaments

The titanium coated tip lowers the friction by 43% compared to conventional steel instruments. This ensures better access and effective cutting of the periodontal ligaments.



Luxator® RootPicker Removes debris after extractions

During extractions, annoying tooth fragments or loose root tips often remain attached to the periodontal ligament. These pieces are very small and slippery, making them difficult to grip with ordinary tweezers or forceps. Luxator RootPicker is a short, rigid instrument that makes it easy to insert into the socket, and the cleverly designed tip provides a sure grip on debris, allowing it to be easily removed. RootPicker also provides an excellent grip for the various components used in surgery, such as healing abutments, parallelism indicators, screwdrivers, and posts for immediate prostheses. The choice of straight or angled tips makes RootPicker ideal for use in both the anterior region as well as in the posterior maxillary and mandibular areas.

Prod No	Product Description
506452	Luxator RootPicker, assortment, 1 straight, 1 angled
506450	Luxator RootPicker, straight
506451	Luxator RootPicker, angled



Rigid and slim

Designed to offer a strong grip with a slim design that is easy to insert into the alveolus.

Unique design

Ideal for handling various components used in surgery, such as implant accessories.

Four corner grip

The cleverly designed tip provides an excellent grip on root tips.

Straight or angled tips


Straight and angled tips for best access. The different tips make RootPicker ideal for use in the anterior area as well as in the posterior maxillary and mandibular areas.



Luxator® LX Mechanical Periosteal

Setting a new standard for trauma-free extraction, the Luxator LX Mechanical Periosteal offers improved safety, precision and access. Allowing for safer extractions with minimal tissue damage, the Luxator LX Mechanical Periosteal is ideal for accessing hard-to-reach areas. The self-directing, reciprocating movement allows the periosteal tip to follow the root surface, enabling a secure cutting of the fibres in a gentle manner, reducing the risk of bone damage. With the reciprocating tip, the Luxator LX will only cut when under pressure, meaning there is no risk of slipping. The titanium coated tip is durable and remains sharp. Luxator LX Starter Kit contains: Luxator LX Handpiece, Luxator LX Periosteal Tips short 2mm and 3mm, Luxator LX Periosteal Tips Long 2mm and 3mm, tip holder and plunger.

Prod No	Product Description
506443	Luxator LX Starter Kit
506446	Luxator LX Handpiece
506441	Luxator LX Periosteal Tip LX3S, Short 3 mm
506442	Luxator LX Periosteal Tip LX3L, Long 3 mm
506444	Luxator LX Periosteal Tip LX2S, Short 2 mm
506445	Luxator LX Periosteal Tip LX2L, Long 2 mm



Optimal access

Undisputable access in hard to reach areas.

Atraumatic extractions

Minimal risk of tissue damage means a faster recovery for the patient and facilitates in direct placement of implants.

Vertical reciprocating tip

The reciprocating tip enables safe and secure cutting of the periodontal ligament in a patient-friendly manner.

Self-directing tip

The self-directing tip allows the periosteal to follow the root surface and reduce the risk of bone damage.



Accessories for Luxator instruments

Fixus 1 is designed to organise and protect Luxator instruments. Ideal for storage between procedures, it also protects and extends the life of Luxator instruments. It is autoclavable, with safe and hygienic handling. All Luxator instruments are delivered in the Fixus 1 case. A sharpening tool can be purchased separately to extend the life of Luxator instruments and enhance their cutting capacity.

Prod No	Product Description
115301	Fixus 1

Prod No	Product Description
506399	Luxator L10, sharpening tool



Luxator®

Design By Dentists™

Directa's products are developed and evaluated by a selected team of highly-qualified and renowned Swedish and international dental professionals, with the aim of making life easier for dental professionals in their daily clinical work.

DIRECTA

DIRECTA AB
P.O. Box 723,
194 27 Upplands Väsby, SWEDEN
+46 8 506 505 75

DIRECTA INC
64 Barnabas Road, Unit 3
Newtown, CT 06470, United States
203.491.2273

DIRECTA GERMANY
Hammergutstr. 11
92245 Kümmersbruck, GERMANY

info@directadental.com
www.directadental.com
www.directadentalgroup.com
www.facebook.com/directadental
www.instagram.com/directadental
www.youtube.com/user/DirectaAB

DirectaDentalGroup

DIRECTA **topdental** **ORSING** **parkell** **physics**
forceps
RÖNVIG **TrollDental** **Sendoline** **CONTACTEZ**

2020-03-01